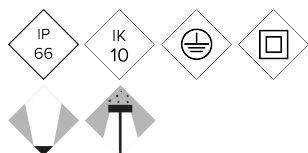


IBLI

Bollard LIS



Cylindrical design bollard of 1 m height and 15 W power. It has a 3 mm S-235-JR galvanised steel body, oven-fire painted and finished in forge black finish. It provides a vertical illumination of the ensemble creating an architectural effect in the urban landscape as well as a comfortable light to improve visibility and safety in its environment.

MAIN FEATURES:

Easy maintenance. Access door in accordance with EN-40 standard.
Vertical accent lighting.
Comfortable lighting with direct light towards the floor.
Maximum robustness against vandalism (IK10).

APPLICATIONS:

Historical Centres
Bicycle Lanes and Narrow Roads
Pedestrian Zones
Rural Roads
Squares
Green Areas; Parks and Gardens

[Project sheet](#) | [CAD](#) | [HD image](#)

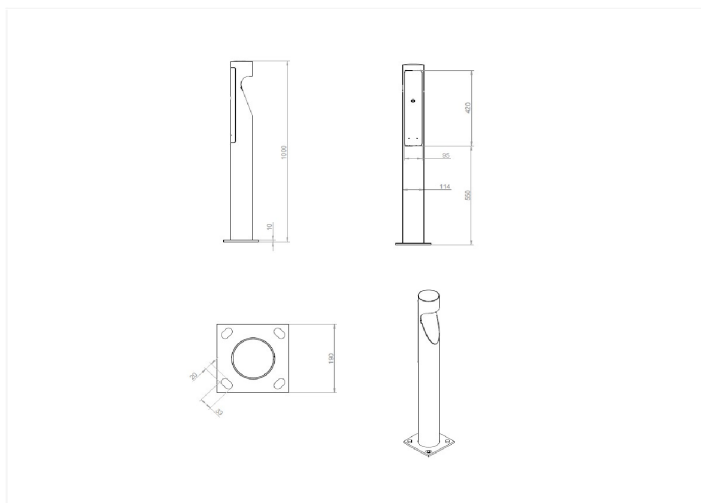
BENITO

info@benito.com
tel. 93 852 1000

SPECIFICATIONS :

Housing material:	Galvanised steel body S-235-JR, 3 mm thick.
Diffuser (optic system enclosure):	4 mm tempered safety glass, filters UV.
Fixing elements:	Stainless Steel 18/8 - AISI 304.
Housing:	One-piece cylindrical body with an EN-40 door where the BENITO LED module is housed.
Sealing gaskets:	Silicone foam.
IP rating (luminaire):	IP66
IP rating (optic system):	IP66
IK rating (impact resistance):	IK10
LEDs thermal dissipation:	Thermal dissipation through the body of the bollard, without external fins or conductive fluids. Passive dissipation by convection and ensuring thermal contact of the LED modules through high conductivity heat transfer material.
Anti-condensation valve:	-
Paint and finishes:	Polyester powder paint coating, electrostatically sprayed and sublimated in the oven. Corrosion resistant.
Colour:	Forge black (other colours on request).
Mounting:	Floor by means of 4 screws (not supplied).
Tilt range:	No.
Maintenance:	Easy opening with standard tools. EN-40 compliant registration door. Replaceable LED module.
Recommended mounting height:	-
Driver:	-
Flow Reduction:	-
Ready4IOT - Connectivity:	-
Surge protection device (SPD):	-

DRAWING:



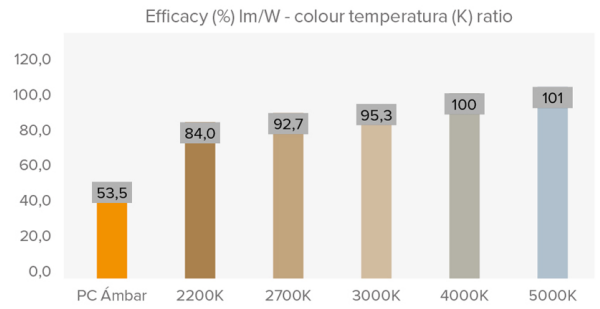
INSTALLATION:



TECHNICAL DATA:

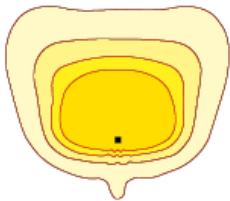
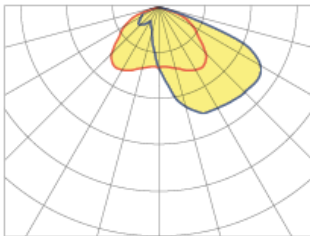
	REF.	N° LEDs	Power W	I Driver mA	Real luminous flux (T) =85°C		Initial luminous flux (T) =25°C	
					Flux lm	Efficacy lm/W	Flux lm	Efficacy lm/W
BALIZA LIS	IBLI	1	15	-	749	50	958	63

Luminous flux and efficiency at 4000°K and CRI>70.
 Luminous flux tolerance < +/-3%.
 Values may be subject to changes due to LED binning.



PHOTOMETRY:

Asymmetric (A4)



*Show 4 recommended lighting distributions. Refer to the 18 typologies.

LEDs MODULE:

LEDs module:	BENITO Format 1 LED. Consult Color Temperatures, CRI and Light Distributions
Replaceable module:	Yes
LED:	COB
Number of LEDs:	1
PCBs format:	-
LED nominal efficacy:	80 lm/W
Colour temperature:	3K (opcional PC Amber- 1K8, 2K2, 2K7, 4K)
Colour rendering index CRI:	>80 (optional >90)
Average LED useful time L90B10:	L90B10 >75.000 hours

OPTIC SPECIFICATIONS:

Optic system:	Direct light
Light distributions:	1 Lighting Distribution available
Upward light output ratio ULOR:	<5%
Downward light output ratio DLOR:	>95%
Glare index:	-
Luminous intensity category:	-
Luminous flux CIE n°3:	>95%
Photobiological safety:	RG0 (risk free)
Initial luminous flux Tj=25°C (up to):	lm 749
Initial luminaire efficacy Tj=25°C (up to):	lm/W 50
Real luminous flux Tj=85°C (UNE EN 13032-4) (up to):	lm 958
Real luminaire efficacy Tj=85°C (UNE EN 13032-4) (up to):	lm/W 63

ELECTRIC SPECIFICATIONS:

Nominal maximum power (LEDs):	W	15
Maximum power consumed (luminaire):	W	15
Power range:	W	15
Maximum current of LED:	mA	-
Power supply protection classes IEC:	Class I and II	
Surge protection device (SPD):	-	
Common and differential mode protection (SPD) Udc:	-	
Max current (8/20) (SPD):	-	
Thermal phase disconnection (SPD):	-	
Input voltage:	220-240	
Input voltage (max rate):	198-264	
Input frequency:	47-63	
Starting current:	<65	
Duration of the starting voltage peak:	<0,3	
Driver efficacy:	>90%	
Power factor 100% consumption:	>0,98	
Power factor 50% consumption:	>0,95	
Total harmonic distortion (THD):	<10	
Power consumption on standby mode:	<0,4	
Energy class:	C (According to EU Regulation 2019/2015 EPREL) - A++ IPEA>1,15	

OPERATING CONDITIONS:

Average LED useful time L90B10:	>75.000
Average driver useful life to Tp <70°C:	>50.000
Average luminaire useful life L90B10 (TM-21):	>50.000
Ambient temperature (Ta):	°C de -35°C a +50°C
Aerodynamic resistance (CxS):	m2 -
Vibration test (15Hz 3 axis):	-
Guarantee:	years 5


PACKAGING DIMENSIONS:

Net weight	kg	11,2
Gross weight	kg	11,7
Luminaire dimensions (LxWxH)	mm	1000x170x118
Packaging dimensions (LxWxH)	mm	1030x285x290
Pieces per box		1
Quantity per container 20ft		-
Quantity per container 40ft		-

CERTIFICATES:

Security certificates:	EN 60598-1 / EN 60598-2-3 / EN 62493 / IEC 62471
EMC certificates:	EN 55015 / EN 61547 / EN 61000-3-2 / EN 61000-3-3 / EN 61347-2-13 / EN 61347-1 / EN 62384
Other certifications:	EN 13032-4 / ISO 9001 / ISO 50001 / ISO 14001 / ISO 45001

Company Certifications



BENITO

info@benito.com
tel. 93 852 1000